

INTERREG IIIC 2000-2006 – impact and lessons learned

Brigitte Obiltschnig

26 February 2007

INCO-HEALTH

Conference, Venice



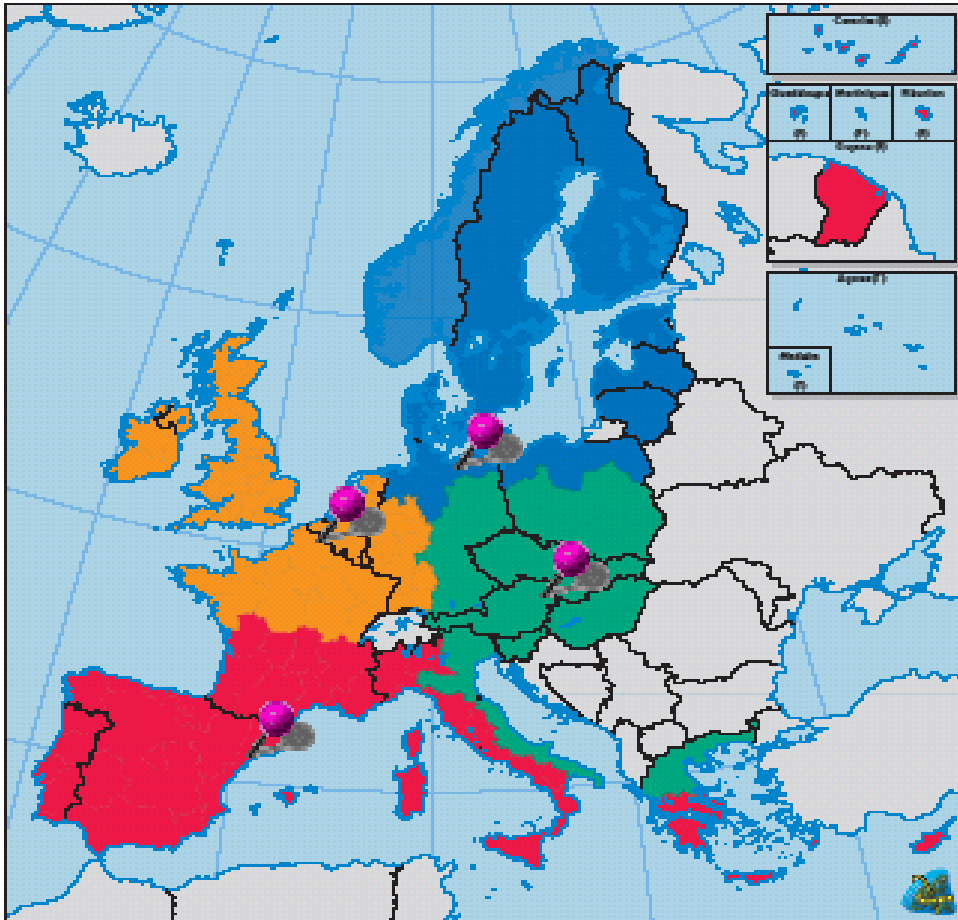
Recap: Goals of IIC

- Improve policies and instruments for regional development and cohesion
- Expand added value of individual SF interventions
- By providing access to the experiences of others
- By multiplying learning effects
- By introducing new, innovative methods or approaches or improving existing ones
- By influencing mainstream (SF) policies, introducing new, innovative policies, or readjusting and reorienting existing policies

Facts and figures

- ✓ About 270 projects connecting more than 2600 partners (plus 331 sub-projects of 41 RFOs)
- ✓ Appr. 500 MEUR allocated (304 MEUR ERDF, 190 MEUR partner funds, 2 MEUR Norwegian funds)
- ✓ 50 countries and 194 regions, i.e. nearly EU region involved in approved IIIC operations
- ✓ 494 partners from New Member States
- ✓ 154 partners from Third Countries
- ✓ Projects exchange and transfer development know-how on a variety of themes

Structure and budget

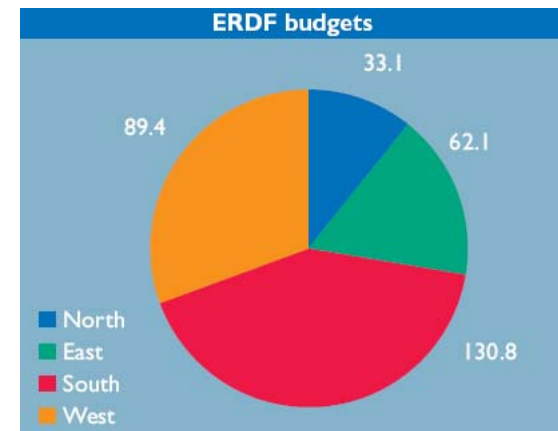


North MA/JTS:
Rostock, Germany

East MA/JTS:
Vienna, Austria

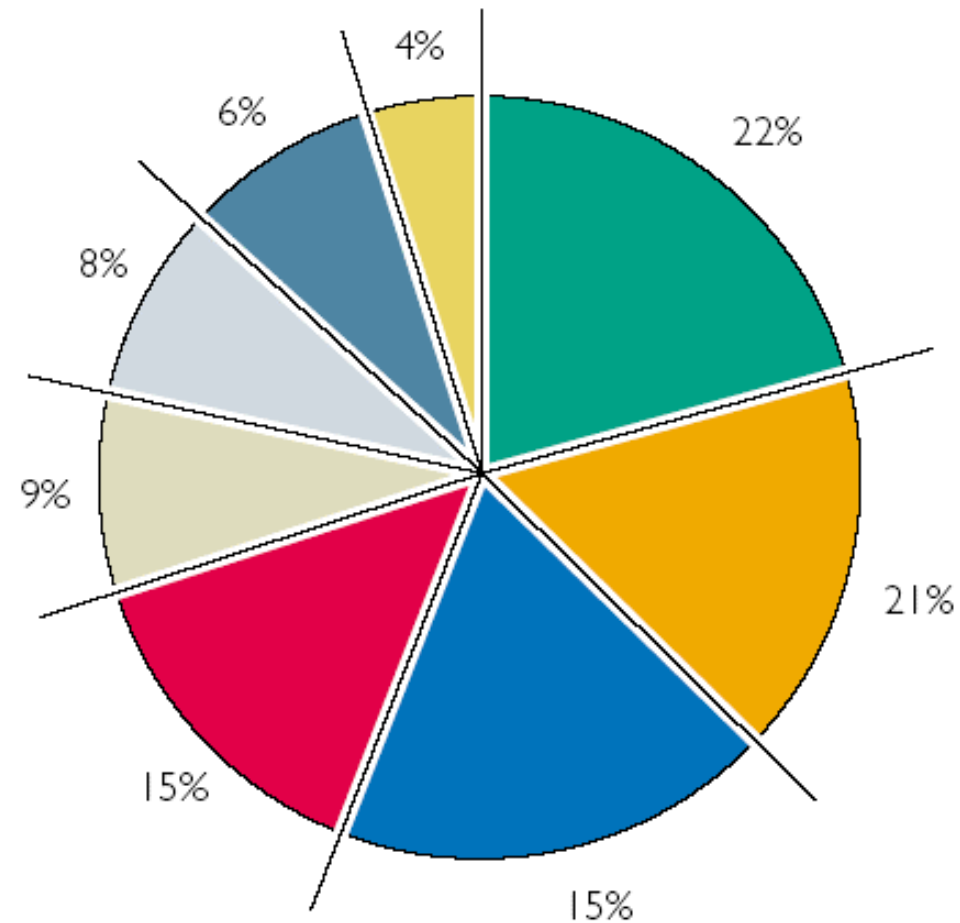
South MA/JTS:
Valencia, Spain

West MA/JTS:
Lille, France

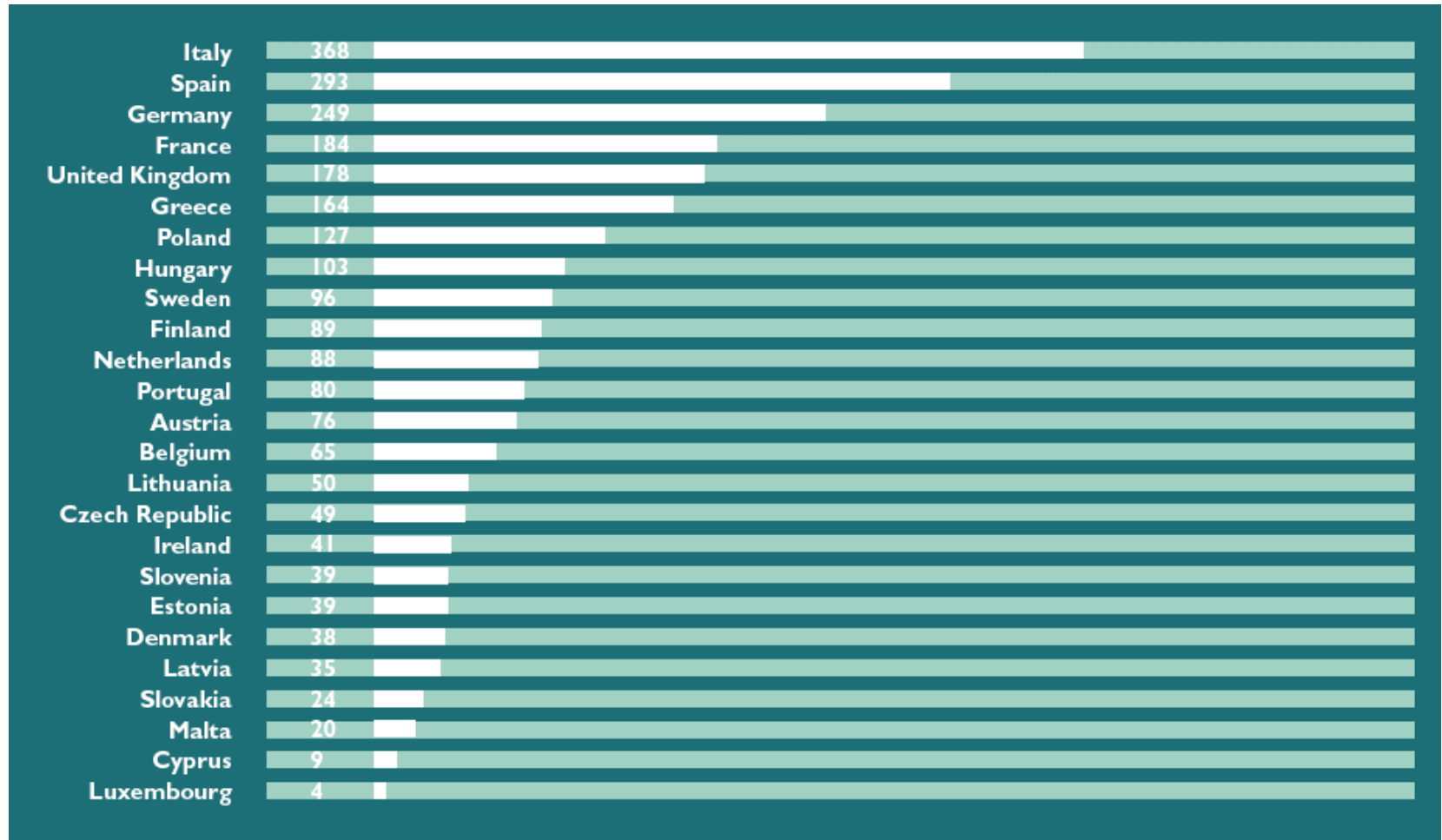


Cooperation themes

- Environment, Risk Prevention, Energy and Natural Resources
- Regional Planning, Territorial Regeneration and Urban Development
- Heritage, Culture and Tourism
- SME Development and Entrepreneurship
- Research, Technology and Innovation
- Information Society and e-Government
- Employment, Social Inclusion, Human Resources and Education
- Accessibility, Mobility and Transport

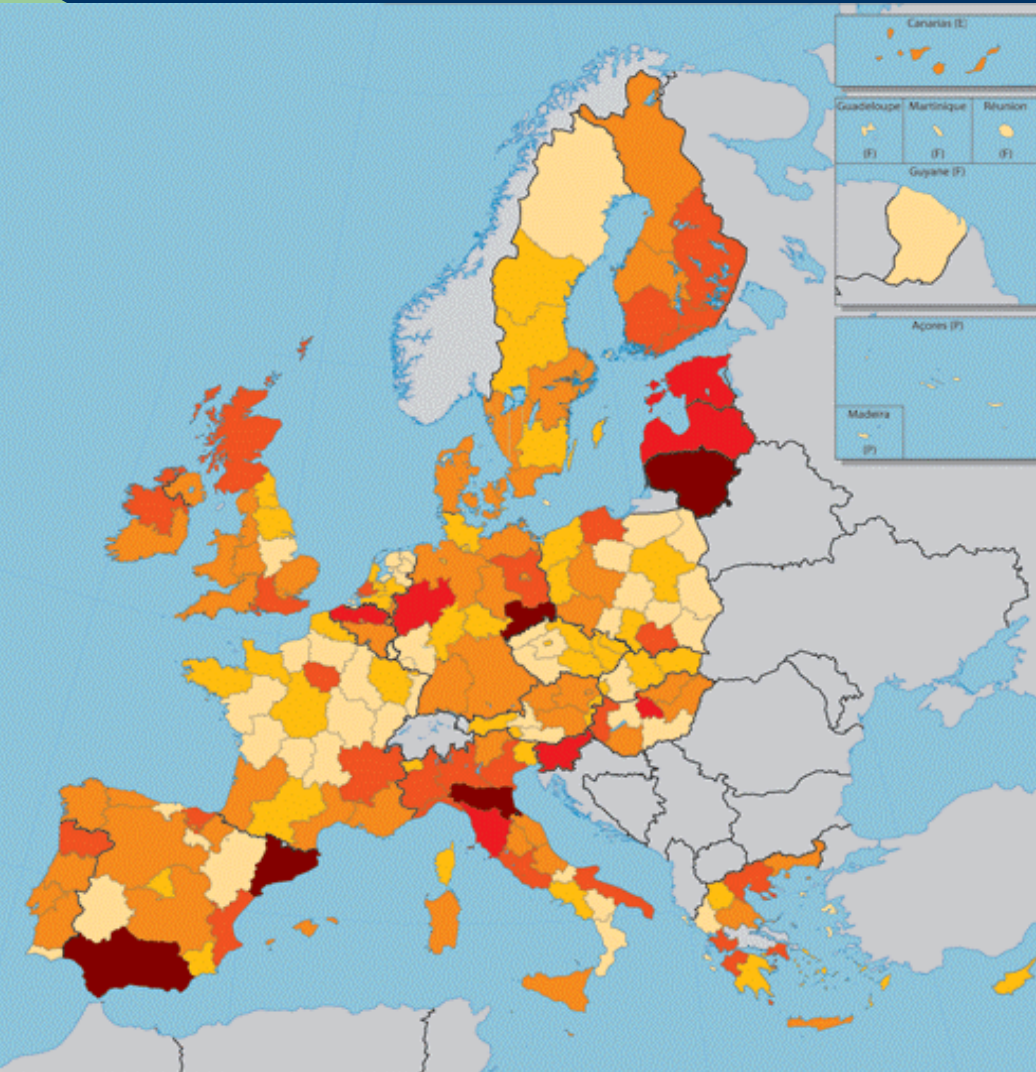


Partners per country



Partners per region

Number of partners per region
(EU Member States only)
(Approved operations as per 09/2005)

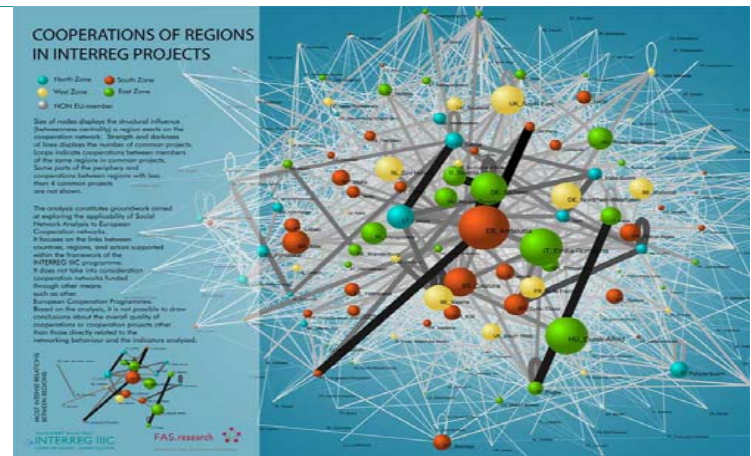


Impact: Huge mobilisation

- IIIC has mobilised thousands of public authorities, including many from the new Member States for participation in IIIC calls for proposals and approved operations
- Project activities have reached and involved an even larger number of organisations, public as well as private, and individuals
- Targeting and involvement of policy-makers was very strong to ensure longer-term impact

Impact: Cooperation networks

- INTERREG IIC projects span a dense web of cooperation across Europe and beyond
- These form the connections and channels through which information, knowledge, and good practice flow



Effectiveness and Impact Assessment
of Interreg III C Operations

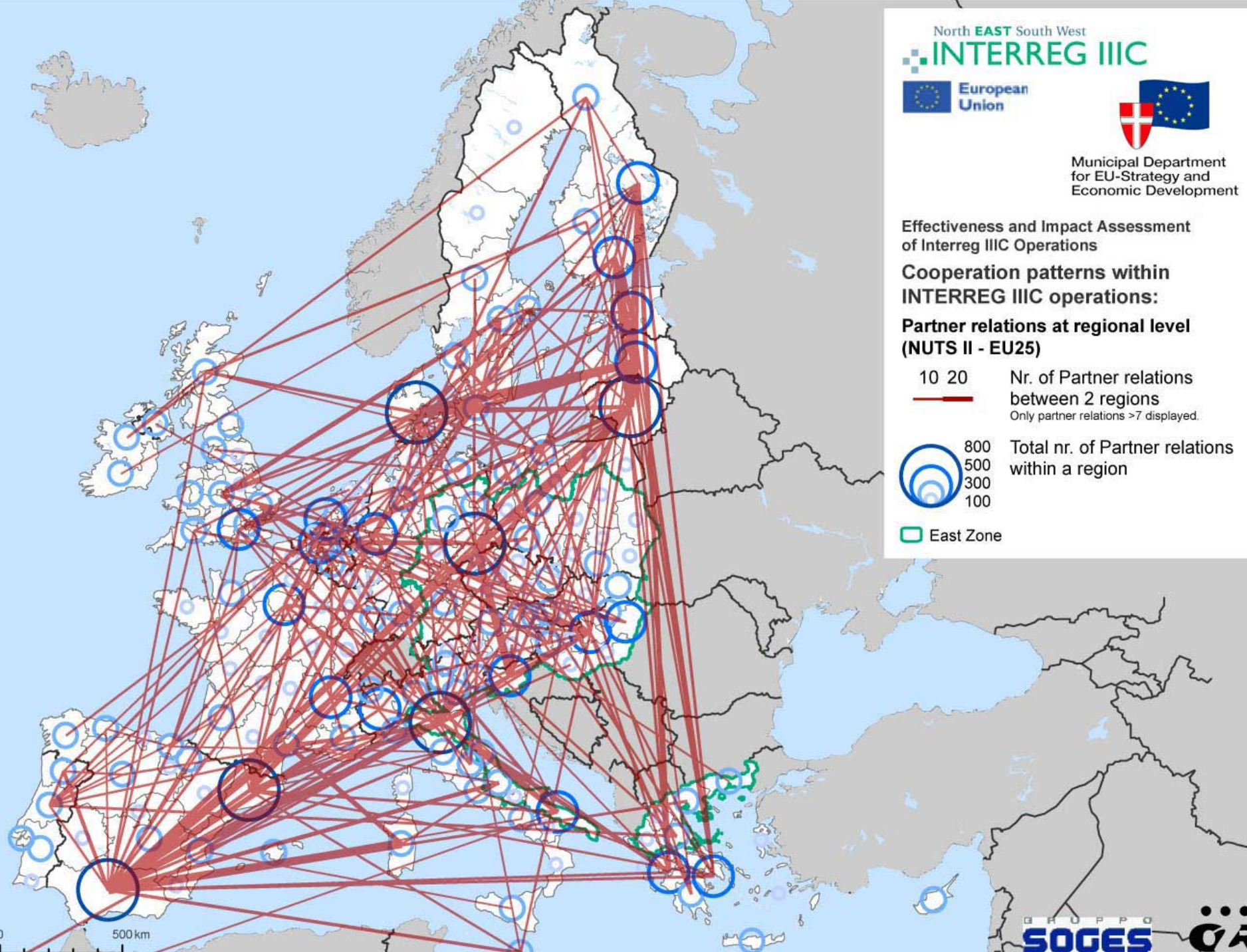
Cooperation patterns within
INTERREG III C operations:

Partner relations at regional level
(NUTS II - EU25)

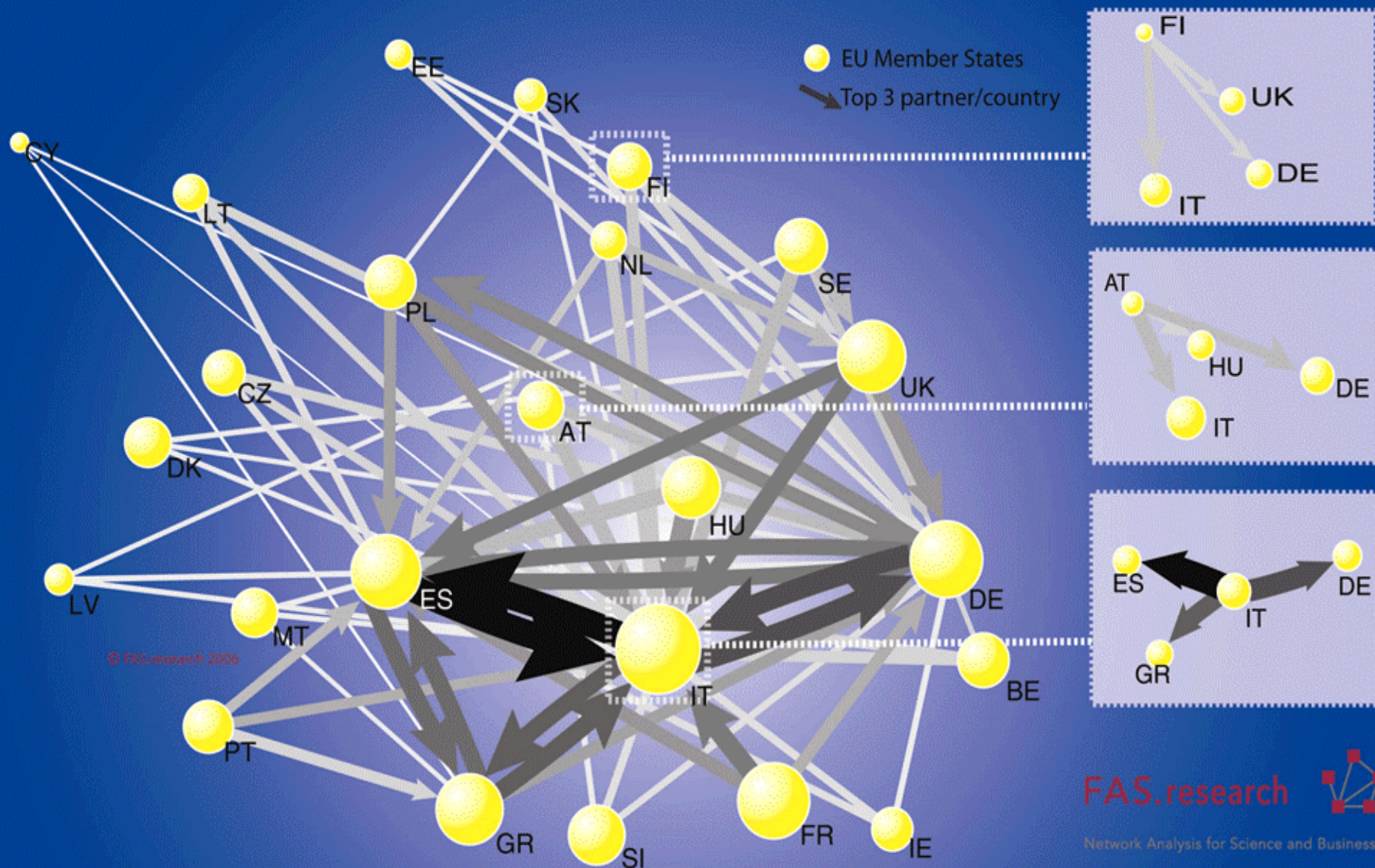
10 20 Nr. of Partner relations
between 2 regions
Only partner relations >7 displayed.

800 500 300 100 Total nr. of Partner relations
within a region

East Zone



TOP 3 COOPERATIONS OF COUNTRIES IN INTERREG PROJECTS



This Network shows the top 3 cooperation-partner for each country. Size of nodes displays the structural influence (flowbetweensness-centrality) a country exerts on the cooperation network. Strength and darkness of lines displays the number of common projects. Cooperations between countries with less than 5 common projects and non EU-member are not shown.

Lessons learned (1)

Strengths

- Strong mobilisation of local- and regional development actors and institutions, significant involvement of NMS
- Strong bottom-up element allowed localities and regions to address wide variety of themes, interests and needs

Weaknesses

- Free choice of themes led to fragmentation
- Good practices are identified but not yet fully integrated into regional policies

Lessons learned (2)

Strengths

- Very intensive exchange of know-how across the entire EU space
- Many good practices identified and transferred (for examples: good practice guides of operations, good practice survey)

Weaknesses

- Objective of influencing mainstream Structural Funds (i.e. Objective 1 and 2) only partially achieved
- Not yet sufficiently developed knowledge transfer between operations

Lessons learned (3)

Strengths

- RFOs proved to be popular with regions and highly demand-driven
- RFOs allowed for strong policy input and practical applications in regions and displayed great potential for stimulating innovation

Weaknesses

- RFO need strong management teams
- RFO need very focused implementation, time and considerable commitment
- RFOs were often prone to underspending

Conclusions

- INTERREG IIIC has laid the groundwork for a new interregional cooperation culture and through concrete achievements of its networks and project partnerships has contributed to European growth and competitiveness
- A new brochure highlighting some project achievements is currently under preparation and will be published during 2007